


*Cover page*


*About Me*

*My Works*

# Explore The Creativity

**Ekta Pawar**  
**Fashion Designer**





## *Exploring Myself...*


*Cover page*

*“Woods are lovely, dark and deep, but I have promises to keep, miles to go before I sleep, and miles to go before I sleep”.* These four lines by **Robert Frost** have been a great guiding force for me since I gained my creative consciousness. I believe goals are like milestones - you cross one and there are many more to be covered. I have always set goals to push my boundary of creative consciousness to visualize the inherent beauty in God’s creation of human beings, and how to make it accessible to everyone around me.

*About Me*

*My Works*

I’m a Fashion Design junior with broad based experience across the spectrum of charcoal drawing, 2D and 3D design, textiles and draping styles, product design and customized customer dress creations. My vision is to apply my design skills in an integrated realm of composite fashion trends blending western and eastern fashion styles through an intensive fashion design curriculum at SCAD Atlanta.



## My Works :

*Cover page*

Work 1

Work 2

Work 3

Work 4

Work 5

Work 6

*About Me*

Work 7

Work 8

Work 9

Work 10

Work 11

Work 12

*My Works*


Work 13

Work 14

Work 15

Work 16

Work 17



# Work 1

Work 2

Work 10

Work 3

Work 11

Work 4

Work 12

Work 5

Work 13

Work 6

Work 14

Work 7

Work 15

Work 8


Work 16

Work 9

Work 17



**T**his work is a still life drawing. The glass and transparency is created with one color inclusion in Christmas balls. This work was awarded the third prize in Representational Drawing category in the *'Beyond the Dot'* competition held at SCAD.



## Work 2

Work 2

Work 10

Work 3

Work 11

Work 4

Work 12

Work 5

Work 13

Work 6

Work 14

Work 7

Work 15

Work 8


Work 16

Work 9

Work 17



**T**his work was created to understand the perspective of solid opaque objects in form of different alphabets. With alphabets the challenge was to show the foreshortening and aerial perspective of different objects and how their shadows interact with a single source of light.



## Work 3

Work 2

Work 10

Work 3

Work 11

Work 4

Work 12

Work 5

Work 13

Work 6

Work 14

Work 7

Work 15

Work 8

Work 16


Work 9

Work 17



**T**his work displays the different draping styles from the same fabric taking into consideration its character and behavior. The material is wool with stripes that takes the creativity to the next level. I used the stripes to my advantage by creating different designs and patterns with them.

[Main Page](#)



# Work 4

Work 2

Work 10



Work 3

Work 11

Work 4

Work 12

Work 5

Work 13

Work 6

Work 14

Work 7


Work 15

Work 8


Work 16

Work 9

Work 17



This is my draping project with 100% Silk Organza. The fabric is 2 meters and I added variety in design by playing with its transparent nature. I also did layering to make it look opaque and also allowed the fabric to flow with its nature.



## Work 5

Work 2

Work 10

Work 3

Work 11

Work 4

Work 12

Work 5

Work 13

Work 6

Work 14

Work 7

Work 15

Work 8

Work 16

Work 9


Work 17



In this project, I draped four different ways of the same fabric which was pleated polyester. I created different dress designs ranging from evening gown, top, and two variations of dresses.

[Main Page](#)





## Work 6

Work 2

Work 10

Work 3

Work 11

Work 4

Work 12

Work 5

Work 13

Work 6

Work 14

Work 7

Work 15

Work 8


Work 16

Work 9

Work 17



This is a collection of four dresses from 100 percent cotton. I created the designs to flow with the volume and characteristic of cotton with its strong crease line. I paid special attention to comfort while maintaining the grace of the designs.



## Work 7

Work 2

Work 10

Work 3

Work 11

Work 4

Work 12

Work 5

Work 13

Work 6

Work 14

Work 7

Work 15

Work 8


Work 16

Work 9

Work 17



This draping showcases one's creativity on single fabric to create unique dress designs. The fabric used here is crepe with 100% silk composition. I tried to create variety of dress options from a single piece of 2 meter fabric. The variation in long skirt adds value to the hip. Fall of the fabric has been elegantly used to create exotic designs.



## Work 8

Work 2

Work 10

Work 3

Work 11

Work 4

Work 12

Work 5

Work 13

Work 6

Work 14

Work 7

Work 15

Work 8


Work 16

Work 9

Work 17



This design is made for fall/ Winter 2017. The fabric used in the skirt is gabardine and folded asymmetrically around the hem. On the neck is a cowl neck scarf with a big show button. The look gives style and little warmth in starting of fall .



## Work 9

Work 2

Work 10

Work 3

Work 11

Work 4

Work 12

Work 5

Work 13

Work 6

Work 14

Work 7

Work 15

Work 8


Work 16

Work 9

Work 17



**This** dress design is a fashion wear for Fall/Winter 2017. Here I have created a fusion of dress and coat with colors of F/W'17. This dress-coat has ribbed end and snap buttons with a contrasting color belt.



## Work 10

Work 2

Work 10

Work 3

Work 11

Work 4

Work 12

Work 5

Work 13

Work 6

Work 14

Work 7

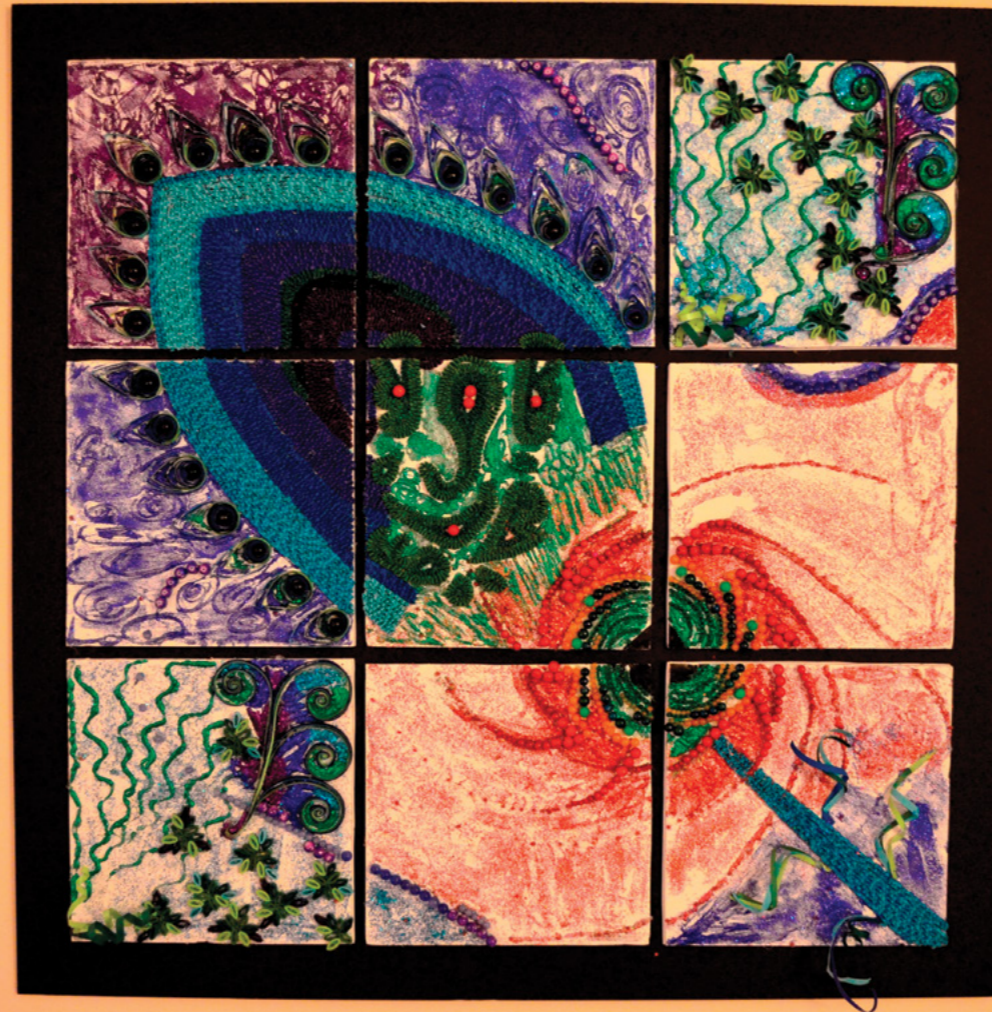
Work 15

Work 8


Work 16

Work 9

Work 17



This work is a mix media in which I used heavy paper, beads and colors. The paper was interweaved to create strings with texture that were pasted together to give a composite design. The design has nine different blocks which are stand alone designs, and the entire work also looks cohesive.



## Work 11

Work 2

Work 10

Work 3

Work 11

Work 4

Work 12

Work 5

Work 13

Work 6

Work 14

Work 7

Work 15

Work 8


Work 16

Work 9

Work 17



STAMP was created with different pieces of papers of different colors to give a look of broken glass pieces. The center part of the work is a color grade created to give the effect of illumination.



## Work 12

Work 2

Work 10

Work 3

Work 11

Work 4

Work 12

Work 5

Work 13

Work 6

Work 14

Work 7

Work 15

Work 8

Work 16


Work 9

Work 17



This work has been created in pastel with aerial perspective, linear perspective and depth. Luna Moths were placed at different levels to show the 3D perspective of their shadows. Desk and stool were placed on the floor to understand the spatial relationship between the walls and the floor.

[Main Page](#)



## Work 13

Work 2

Work 10

Work 3

Work 11

Work 4

Work 12

Work 5

Work 13

Work 6

Work 14

Work 7


Work 15

Work 8

Work 16

Work 9


Work 17



This dress was designed for Rodney Mims Cook, Jr. for “The Burning Man” event. The event was held in a desert so the dress had to look cool, be comfortable and protect the body from excessive heat as well as dust. The dress was a fusion of Lawrence of Arabia and Indian Thar deserts. The pictures are of the event when Mr. Cook wore it.

[Main Page](#)





## Work 14

Work 2

Work 10

Work 3

Work 11

Work 4

Work 12

Work 5

Work 13

Work 6

Work 14

Work 7

Work 15

Work 8

Work 16


Work 9

Work 17



This dress was designed for Carolyn Young for her 20th wedding anniversary which was celebrated in South Africa. The fabric is Chenille from Nigeria. The fabric was difficult to sew maintaining the sharp contours as well keeping the flow of the fabric in tact. The capelet made of the same fabric was a new creation to enhance the beauty of a formal dress and also be functional in hiding some skin.

[Main Page](#)



## Work 15

Work 2

Work 10

Work 3

Work 11

Work 4

Work 12

Work 5

Work 13

Work 6

Work 14

Work 7

Work 15

Work 8

Work 16


Work 9

Work 17



This dress was designed for Carolyn Young that she wore on the 83rd Birthday event of Ambassador Andrew Young at Hyatt Regency in 2015. The event was attended by 2,000 people. The fabric was silk brought from South Africa for the occasion. Carolyn's had very specific requirements that were met and the dress gained applause from all corners of the world.

[Main Page](#)



## Work 16

Work 2

Work 10

Work 3

Work 11

Work 4

Work 12

Work 5

Work 13

Work 6

Work 14

Work 7

Work 15

Work 8


Work 16

Work 9

Work 17



This dress is a variation for Carolyn's dress with boat neck and flare bottom. On the top the dress has pleats and the back is revealing with matching sheer fabric.



## Work 17

Work 2

Work 10

Work 3

Work 11

Work 4

Work 12

Work 5

Work 13

Work 6

Work 14

Work 7

Work 15

Work 8

Work 16

Work 9

Work 17



This is a book created to showcase color luminosity and gradients. Luminosity was achieved with self created colors painted on paper to tell a powerful story. We keep on chasing materialism thinking there would be pot of gold at the end only to find that it was only an extension of unhappiness and emptiness. Self-Realization is the key to happiness.